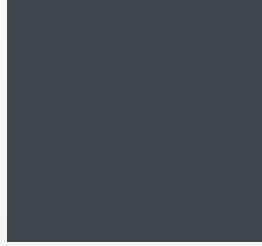





Colour Surface Hardener (CSH) Colours



CHARCOAL CM314




SLATE GREY CM348



STEEL GREY CM351



PLATINUM GREY CM336



SILVER GREY CM341



MAHOGANY CM313



DEEP TAN CM316



TUDOR BROWN CM311



RUSTIC SANDSTONE CM308




BIDEFORD BUFF CM317



AVON STONE CM357



PURBECK STONE CM306




BISCUIT CM334




SANDSTONE BUFF CM321



DEEP RED CM307



PLUM CM301



TERRACOTTA CM320



BRICK RED CM315



CHAMPAGNE PINK CM335



SLATE GREEN CM343




STEADMAN BUFF CM344



LAWN GREEN CM302



SLATE BLUE CM310



POOL BLUE CM325



UNPIGMENTED CM300



Imprinted in-situ concrete paving

Colour hardened concrete



Ancillary Products

PICS Antique Release Agent (RA) Colours



Charcoal CM56



Classic Grey CM57



Platinum Grey CM59



Mahogany CM55



Chocolate CM58



Tan CM69



Beige CM70



Tile Red CM54




Slate Green CM52



Plum CM51

PICS RA colours are designed to complement PICS CSH colours when used in the PICSPAVE process. All of PICS RA colours are UV stable and consistent from batch to batch. Custom colours available.

PICSTAIN Colours



Typical Grey Concrete



Fern F5




Aqua Blue A5




Chestnut C5



Deep Green DG5




Bronze B5



Mahogany M5



Terracotta T5



Burnt Orange BO5



Seal Brown SB5

PICSTAIN is a blend of mineral salts in a mildly acidic solution which, when applied to concrete surfaces, react with free lime to form permanent coloured surfaces without risk of peeling or flaking.

PLEASE NOTE: The grey base colour is a typical concrete colour which, when stained produces the nine PICSTAIN colours as shown. Variances in the base colour will change resulting colour effects.

Silicone Joint Filler Colours



Black CM97



Dark Bronze CM96




Teak CM92



Grey CM93



Rustic Red CM91



Buff CM94



Portland CM95



Anthracite CM98



White CM99a



Clear CM99

Jointing Filler is used to fill saw cut joints to inhibit weed growth and prevent small stones or foreign objects lodging in the joint.

All colours on this sheet have been reproduced as accurately as the printing process will allow.



PATTERN IMPRINTED CONCRETE SUPPLIES LIMITED
Unit 2, Red Shute Hill Ind. Est. Hermitage, Nr Newbury, Berkshire RG18 9QL

Tel: +44 (0) 1635 202224 Fax: +44 (0) 1635 202230 e-mail: info@picsuk.com Web: www.picsuk.com